

### Box Properties

--Description--

Name:

Type: Closed Box

Shape: Prism, square

--Box Parameters--

Vb = 3.329 cu.ft

V(total) = 4.013 cu.ft

Qtc = 0.935

F3 = 34.67 Hz

Fill = none

### Driver Properties

--Description--

Name: XXX 18 D4

Type: Standard one-way driver

Company: RE Audio (2015)

--Configuration--

**No. of Drivers = 1**

Dual voice coils = parallel

--Driver Parameters--

Fs = 28.94 Hz

Qms = 5.403

Vas = 3.404 cu.ft

Xmax = 2.3 in

Sd = 194.8 sq.in

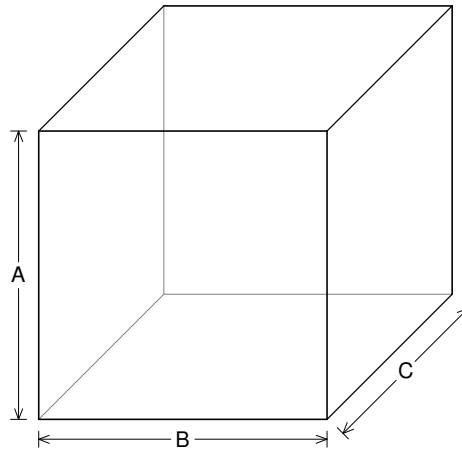
Qes = 0.802

Re = 1.881 ohms

Le = 2.077 mH

Z = 2.257 ohms

Pe = 2000 watts



--External Dimensions--

A = 22 in

B = 22 in

C = 18 in

--Internal Dimensions--

A = 20.5 in


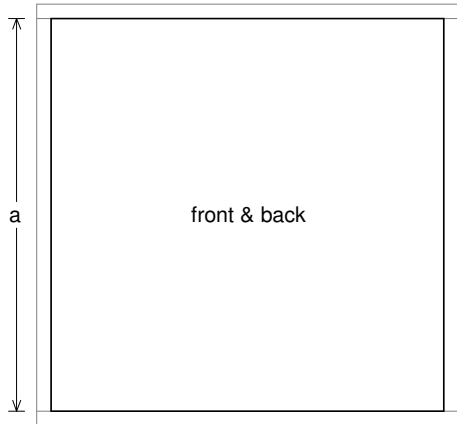
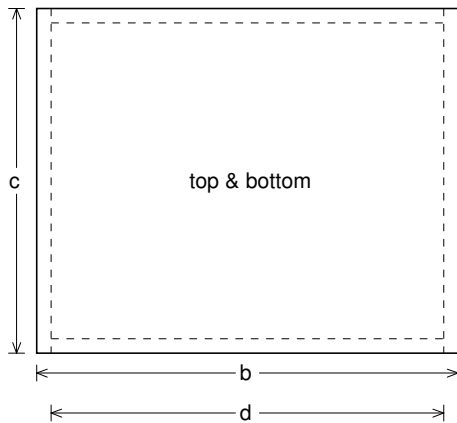
B = 20.5 in

C = 16.5 in

--Wall Thickness--

Front = 0.75 in

Side = 0.75 in



### Box Parts

Box Shape: Square Prism

- 1 Top, 1 Bottom: depth (c) = 18 in  
width (b) = 22, thickness = 0.75 in
- 1 Front, 1 Back: height (a) = 20.5 in  
width (d) = 20.5, thickness = 0.75 in
- 2 Sides: height (a) = 20.5 in  
depth (c) = 18, thickness = 0.75 in

--Driver Mounting--  
Mounting: Front



### Wiring Diagram

